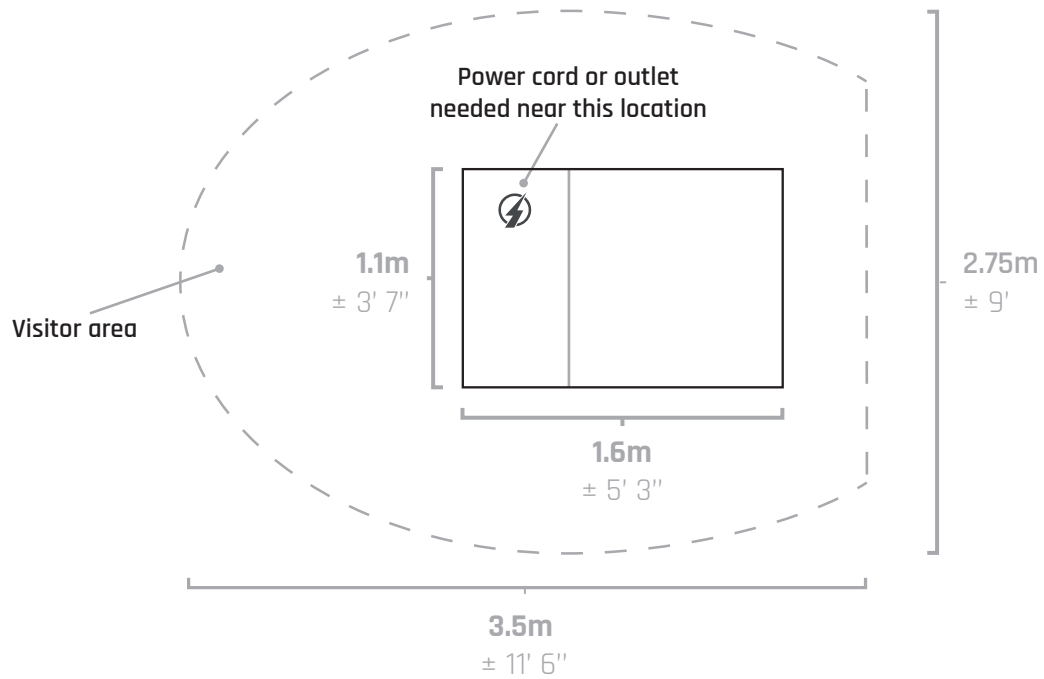



## Top View



## Side View

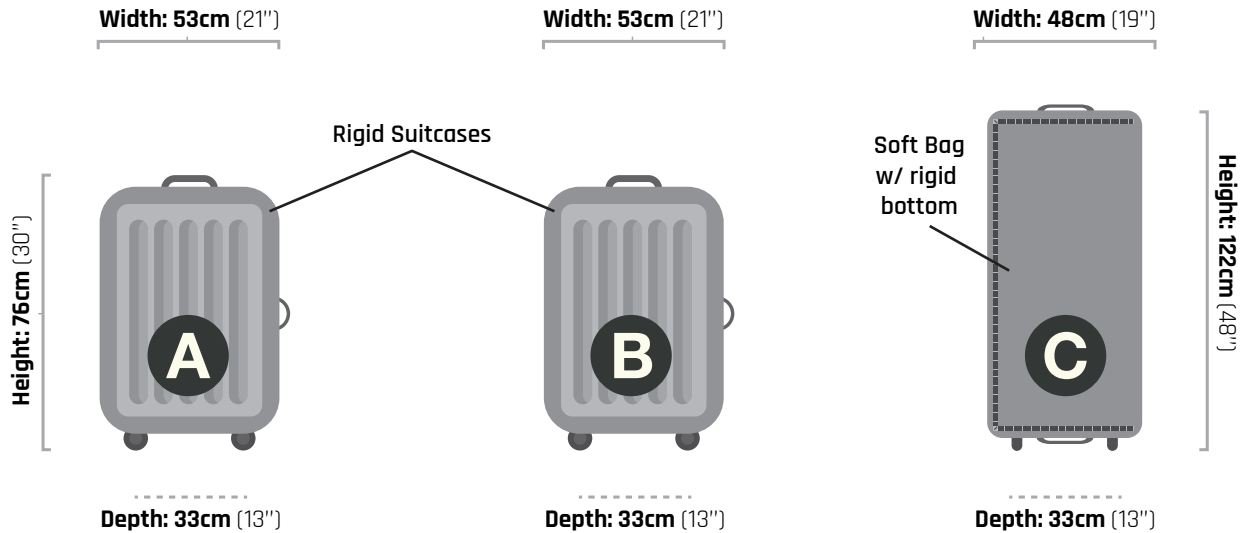


## Details

- |                      |   |                      |   |
|----------------------|---|----------------------|---|
| • <b>Setup time</b>  | 2.5 hours (1.5 hour for teardown)   | • <b>Electricity</b> | 1275W (single circuit) @ 110V/120V. <b>If local voltage is not 110V/120V, a power transformer (300W) is required.</b> |
| • <b>Supervision</b> | The installation must be supervised by the artist or a staffer/volunteer while running. | • <b>Paper</b>       | Black paper or card stock. A4 or Letter format. Between 175gsm (65lbs) and 270gsm (100lb).                            |
| • <b>Throughput</b>  | Maximum 20 portraits per hour (10 per plotter).   | • <b>Pens</b>        | Silver Faber-Castell PITT Artist pens (1.5mm nib). One pen is good for ±6 portraits.                                  |
| • <b>Environment</b> | Best in dimmed lighting (no direct sunlight on touchscreen).                            |                      |   |

## Shipping Measurements & Insurance Value

All the gear required by the installation (except the paper, which is usually bought locally) fits inside 2 airline-compliant hardcover suitcases and one oversized bag with rigid bottom (all 3 have wheels).



Total Weight:



Insurance value:

1500\$ CAD

+

1500\$ CAD

+

1500\$ CAD

## Packing List

2x pen plotters & power supplies  
1x Touchscreen

20x gooseneck lamps  
2x powerbars  
1x extension cord  
1x portable USB hub  
5x boxes of pens  
1x webcam  
1x screwdriver  
2x power supplies

20x PVC pipes & fittings  
1x power transformer  
1x laptop & power supply  
1x mallet